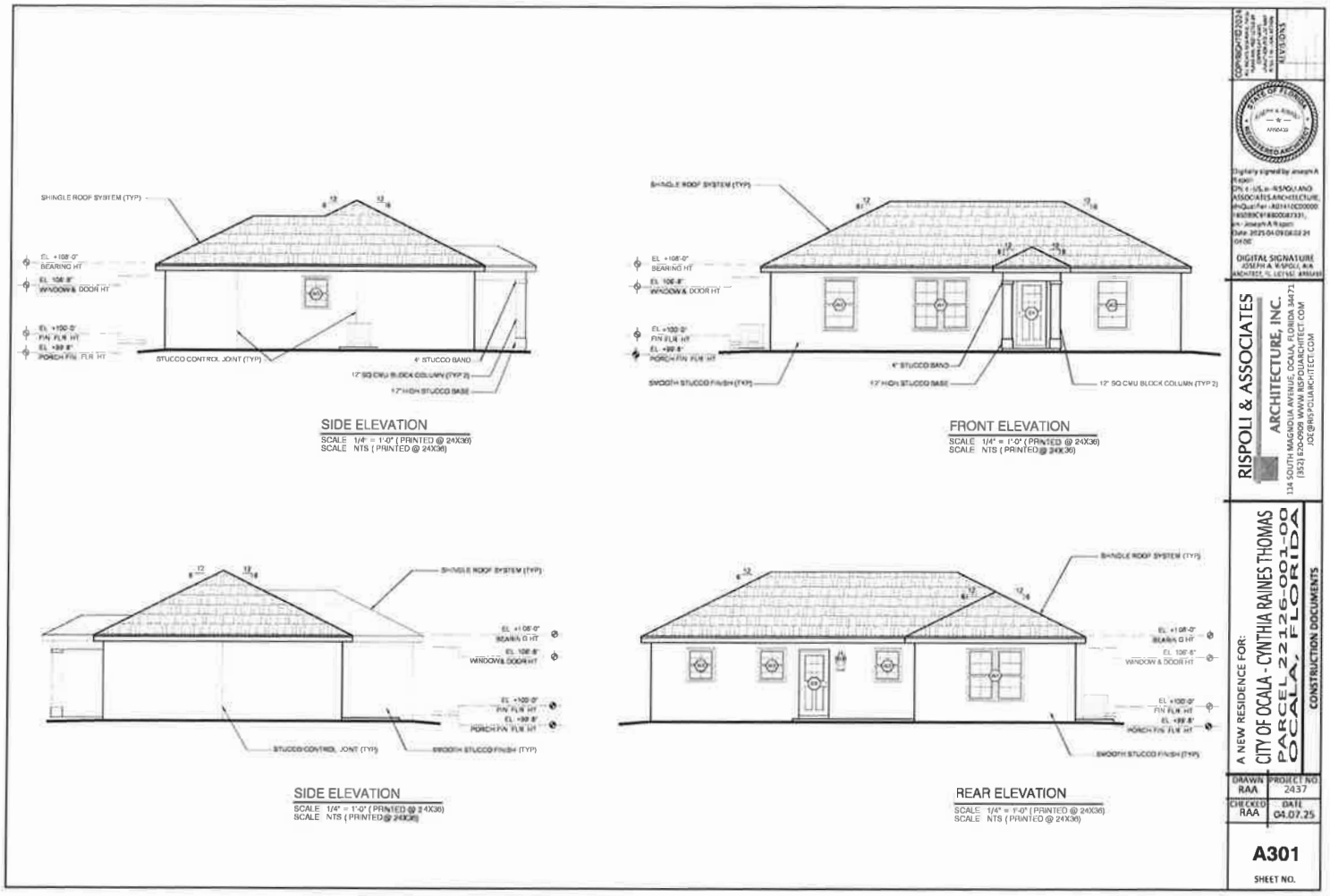
SHINGLE ROOF SYSTEM (TYP)
EL. +108'-0" BEARING HT
EL. 106'-8" WINDOW & DOOR HT
EL. +100'-0" FIN FLR HT
EL. +99'-8" PORCH FIN. FLR HT
STUCCO CONTROL JOINT (TYP)
4" STUCCO BAND
12" SQ CMU BLOCK COLUMN (TYP 2)
12" HIGH STUCCO BASE
SIDE ELEVATION
SCALE 1/4" = 1'-0" (PRINTED @ 24X36)
SCALE NTS (PRINTED @ 24X36)
SMOOTH STUCCO FINISH (TYP)
FRONT ELEVATION
SCALE 1/4" = 1'-0" (PRINTED @ 24X36)
SCALE NTS (PRINTED @ 24X36)
SIDE ELEVATION
SCALE 1/4" = 1'-0" (PRINTED @ 24X36)
SCALE NTS (PRINTED @ 24X36)
REAR ELEVATION
SCALE 1/4" = 1'-0" (PRINTED @ 24X36)
SCALE NTS (PRINTED @ 24X36)
RISPOLI & ASSOCIATES
ARCHITECTURE, INC.
134 SOUTH MAGNOLIA AVENUE, OCALA, FLORIDA 34471
(352) 620-0909 WWW.RISPOLIARCHITECT.COM
A NEW RESIDENCE FOR:
CITY OF OCALA - CYNTHIA RAINES THOMAS
PARCEL 2126-001-00
OCALA, FLORIDA
CONSTRUCTION DOCUMENTS
DRAWN RAA
PROJECT NO 2437
CHECKED RAA
DATE 04.07.25
A301
SHEET NO.

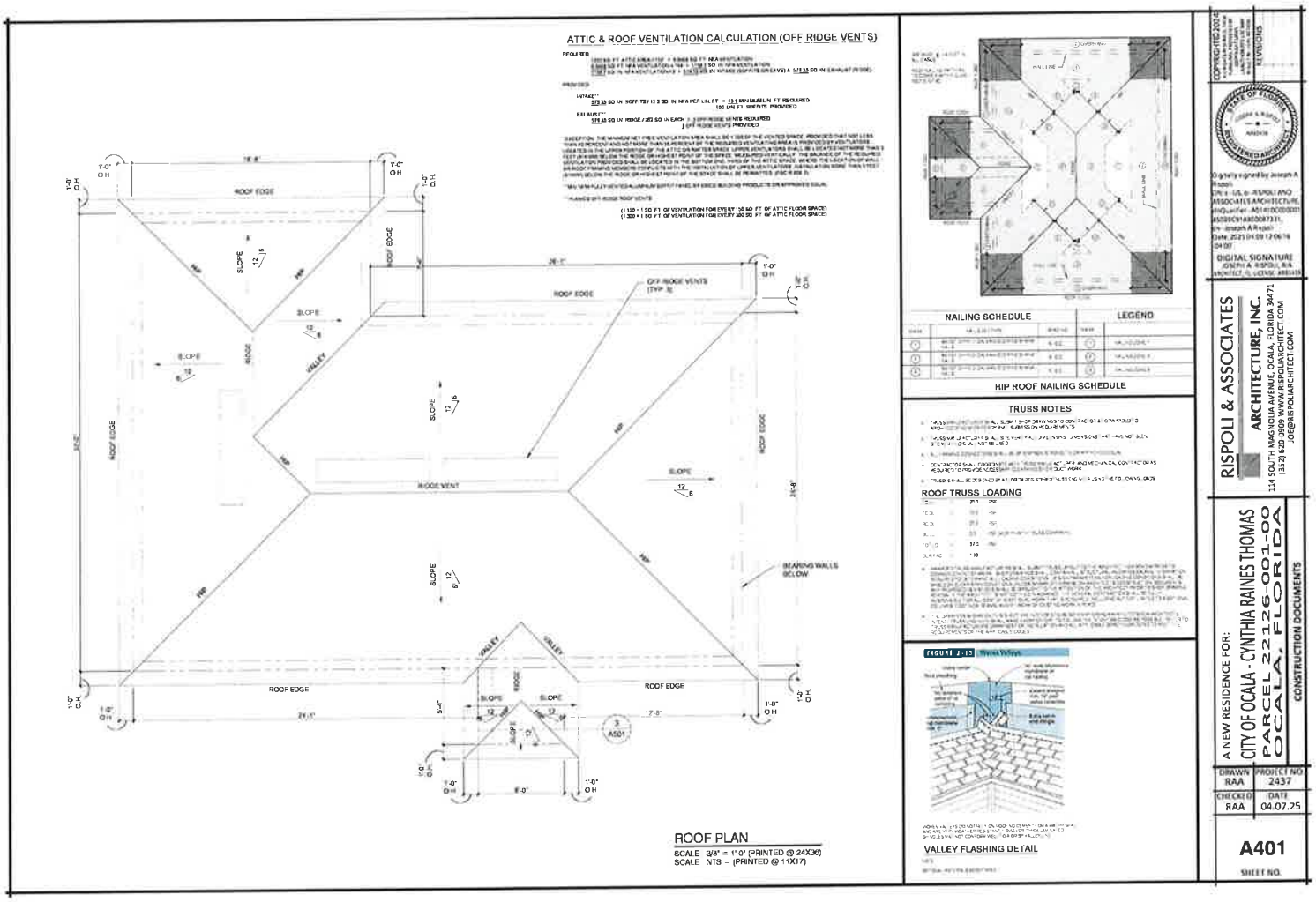
ATTIC & ROOF VENTILATION CALCULATION (OFF RIDGE VENTS)
ROOF PLAN
SCALE 3/8" = 1'-0" (PRINTED @ 24X36)
SCALE NTS = (PRINTED @ 11X17)
ROOF EDGE
RIDGE
VALLEY
HIP
SLOPE
OFF RIDGE VENTS (TYP. 8)
RIDGE VENT
BEARING WALLS BELOW
NAILING SCHEDULE
LEGEND
HIP ROOF NAILING SCHEDULE
TRUSS NOTES
ROOF TRUSS LOADING
VALLEY FLASHING DETAIL
RISPOLI & ASSOCIATES
ARCHITECTURE, INC.
114 SOUTH MAGNOLIA AVENUE, OCALA, FLORIDA 34472
(352) 622-0080 WWW.RISPOLIARCHITECT.COM
JOE@RISPOLIARCHITECT.COM
A NEW RESIDENCE FOR:
CITY OF OCALA - CYNTHIA RAINES THOMAS
PARCEL 22126-001-00
OCALA, FLORIDA
CONSTRUCTION DOCUMENTS
DRAWN RAA
PROJECT NO. 2437
CHECKED RAA
DATE 04.07.25
A401
SHEET NO.

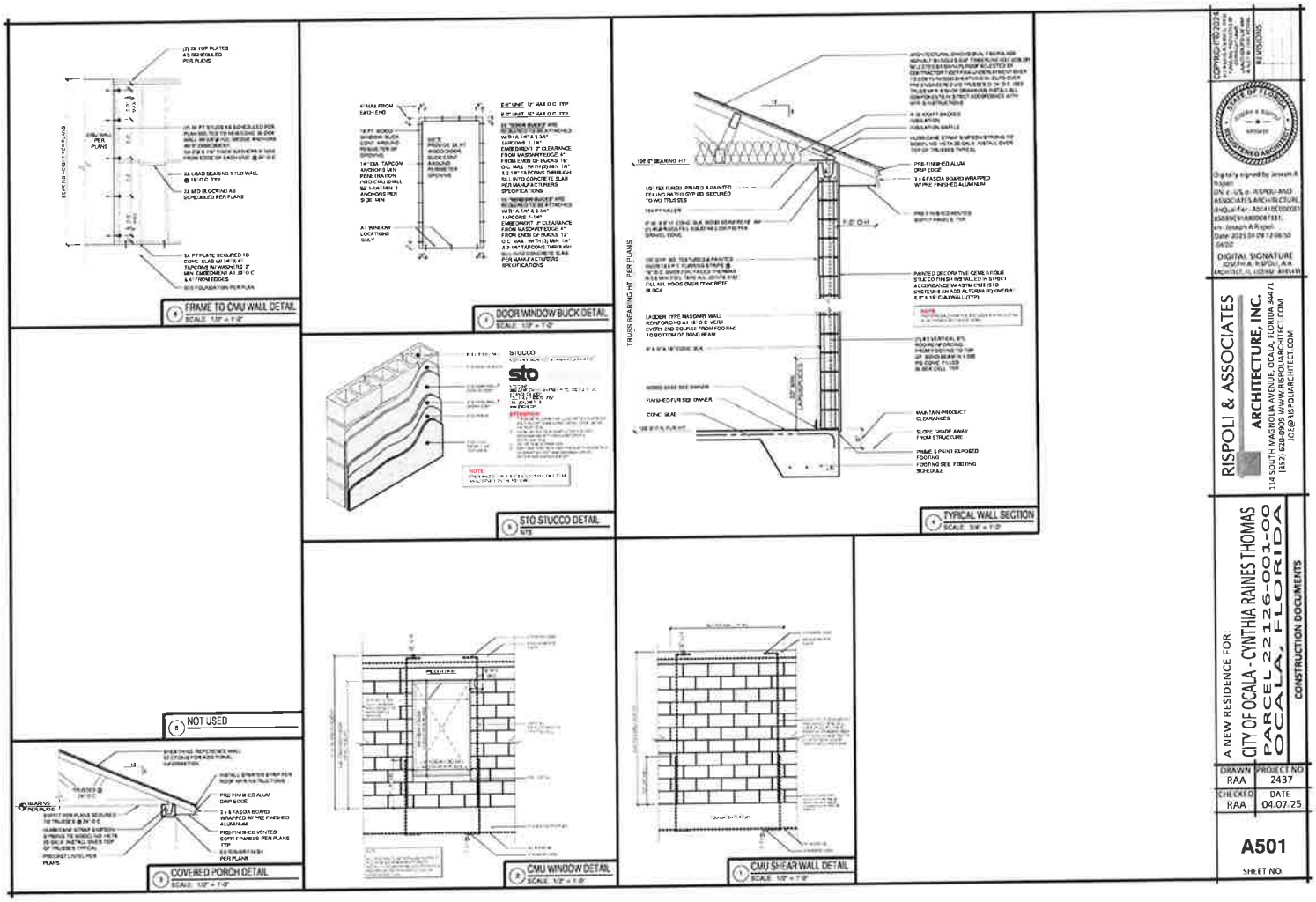
FRAME TO CMU WALL DETAIL
DOOR WINDOW BUCK DETAIL
STO STUCCO DETAIL
TYPICAL WALL SECTION
NOT USED
COVERED PORCH DETAIL
CMU WINDOW DETAIL
CMU SHEAR WALL DETAIL
RISPOLI & ASSOCIATES
ARCHITECTURE, INC.
A NEW RESIDENCE FOR:
CITY OF OCALA - CYNTHIA RAINES THOMAS
PARCEL 22126-001-00
OCALA, FLORIDA
CONSTRUCTION DOCUMENTS
DRAWN RAA
PROJECT NO 2437
CHECKED RAA
DATE 04.07.25
A501
SHEET NO.

ROOM FINISH SCHEDULE

AREA #	LOCATION	FLOOR MAT'L BASE	WALLS N	WALLS E	WALLS S	WALLS W	CEILING MAT'L	CEILING HGT	REMARKS

FINISHES SELECTED BY OWNER

DOOR NOTES

1. VERIFY ALL HARDWARE W/ OWNER (GRADE 2 MIN)
2. VERIFY ALL DOOR TYPES W/ OWNER
3. VERIFYY ALL DOOR FRAME MATERIALS W/ OWNER
4. SEE WINDOW/DOOR BUCK DETAIL A501

MATERIAL ABBREVIATIONS:

WD = MASONITE 4 PANEL HOLLOWCORE   HM - HOLOW METAL (GALVANIZED)

DOOR FINISHES

WD - 4 PANEL PRIMED AND PAINTED
GL - GLAZING FINISH - (SEE GLAZING LEGEND)
HM - GALV. HOLLOW METAL (PRIMED & PAINTED. OWNER SELECTED)

PK - POCKET DOOR
PR - PAIR OF DOORS
C - CUSTOM DOOR SEE OWNER
SD - SLIDING DOOR
SC - SOLID CORE DOOR

WINDOW NOTES

1. BASIS OF DESIGN SHALL BE MI WINDOWS AND PATIO DOORS - OR ARCHITECT APPROVED EQUAL. VERIFY WITH OWNER FOR FINAL SELECTION PRIOR TO CONSTRUCTION. GC TO PROVIDE FL PRODUCT APPROVAL FOR REVIEW AND APPROVAL.
2. ALL FRAMES TO BE WHITE AND GLAZING SHALL BE GRAY TINTED LOW E INSULATED
3. GC SHALL SUBMIT SHOP DRAWINGS OF ALL GLAZING AND WINDOW SYSTEMS FOR ARCHITECT & OWNER REVIEW AND APPROVAL PRIOR TO MANUFACTURING OR ORDERING
4. ALL ROUGH OPENING SIZES SHALL BE FIELD VERIFIED PRIOR TO MANUFACTURING AND ORDERING
5. ALL WINDOWS SHALL BE HANDLED, STORED, INSTALLED AND FINISHED PER THE MANUFACTURER'S SPECIFICATIONS
6. ALL EMERGENCY EGRESS WINDOWS MUST MEET THE FOLLOWING BASIC CRITERIA PER FBC-R SECTION 310 (SEE FBC-R SECTION 310 FOR MORE INFORMATION)
   - 6.1 MIN. CLEAR OPENING AREA F 5.7 SQ. FT. (5.0 SQ. FT. OPENINGS AT OR BELOW GRADE)
   - 6.2 MIN. CLEAR OPENING HEIGHT OF 24"
   - 6.3 MIN. CLEAR OPENING WIDTH OF 20"
   - 6.4 MAX. SILL HEIGHT OF 44" A.F.F.
7. ALL BATHROOM WINDOWS / GLASS SHALL BE TEMPERED GLASS

DOOR SCHEDULE

MARK	LOCATION	SIZE (W X H)	DOOR MAT'L	REMARKS
[illegible]	FOYER (ENTRY)	3'-0" X 6'-8"	HM	EXTERIOR
[illegible]	BEDROOM 3	[illegible]	WD	INTERIOR
[illegible]	BEDROOM 3 CLOSET	(PR) 2'-0" X 6'-8"	WD	INTERIOR BI-FOLD
[illegible]	BATH 2 TO HVAC	3'-0" X 6'-8"	WD	INTERIOR
[illegible]	BATH 2	[illegible]	WD	INTERIOR
[illegible]	BEDROOM 2	[illegible]	WD	INTERIOR
[illegible]	BEDROOM 2 TO WIC	[illegible]	WD	INTERIOR BI-FOLD
[illegible]	BEDROOM 2 CLOSET	(PR) [illegible]	WD	INTERIOR BI-FOLD
[illegible]	OUTDOOR	[illegible]	[illegible]	EXTERIOR
[illegible]	LAUNDRY	[illegible]	WD	INTERIOR
[illegible]	PRIMARY BEDROOM	[illegible]	WD	INTERIOR
[illegible]	PRIMARY BEDROOM CLOSET	[illegible]	WD	INTERIOR
[illegible]	PRIMARY BATH	[illegible]	WD	INTERIOR

WINDOW SCHEDULE

WINDOW	MODEL #	MANUFACTURER	WINDOW DESCRIPTION	WINDOW ROUGH OPENING	REMARKS
[illegible]	(PR) [illegible]	MI WINDOWS	[illegible] SINGLE HUNG	(PR) [illegible] 0" X 5' 6"	
[illegible]	[illegible]	MI WINDOWS	[illegible] SINGLE HUNG	[illegible]	EGRESS WINDOW
[illegible]	[illegible]	MI WINDOWS	[illegible] SINGLE HUNG	[illegible]	
[illegible]	[illegible]	MI WINDOWS	[illegible] SINGLE HUNG	[illegible]	OBSCURED

TYPE DESIGNATION



GRAVITY

[illegible]

GRAVITY

[illegible]

UPLIFT / LATERAL

[illegible]

UPLIFT / LATERAL

[illegible]

FOR A 5'-10" OVERALL LENGTH U LINTEL TYPE 8F16-1B/1T:
SAFE SUPERIMPOSED GRAVITY LOAD = 4360 PLF
SAFE SUPERIMPOSED UPLIFT LOAD = 2080 PLF
SAFE SUPERIMPOSED LATERAL LOAD = 339 PLF



NOTE:
THE LOADS SHOWN ARE PER CAST CRETE CALCULATIONS ONLY IF OTHER LINTEL COMPANIES ARE USED LOADING AND LINTEL INFORMATION MUST BE VERIFIED. POWER BOX LINTELS ARE NOT ACCEPTABLE WITHOUT PRIOR WRITTEN APPROVAL BY THE ARCHITECT. ALL LINTELS BELOW 6' SPAN TO BE 8F8-0B/1T, ABOVE 6' SPAN TO BE 8F16-1B/1T UNLESS OTHERWISE NOTED

COPYRIGHTED 2024

REVISIONS

STATE OF FLORIDA · JOSEPH A. RISPOLI · AR95439 · REGISTERED ARCHITECT

Digitally signed by Joseph A Rispoli
DIGITAL SIGNATURE JOSEPH A. RISPOLI, AIA ARCHITECT, FL LICENSE AR95439

RISPOLI & ASSOCIATES ARCHITECTURE, INC.
114 SOUTH MAGNOLIA AVENUE, OCALA, FLORIDA 34471
(352) 620-0909 WWW.RISPOLIARCHITECT.COM
JOE@RISPOLIARCHITECT.COM

A NEW RESIDENCE FOR:
CITY OF OCALA - CYNTHIA RAINES THOMAS
PARCEL 22126-001-00
OCALA, FLORIDA
CONSTRUCTION DOCUMENTS

DRAWN	PROJECT NO.
RAA	2437
CHECKED	DATE
RAA	04.07.25

A601
SHEET NO.

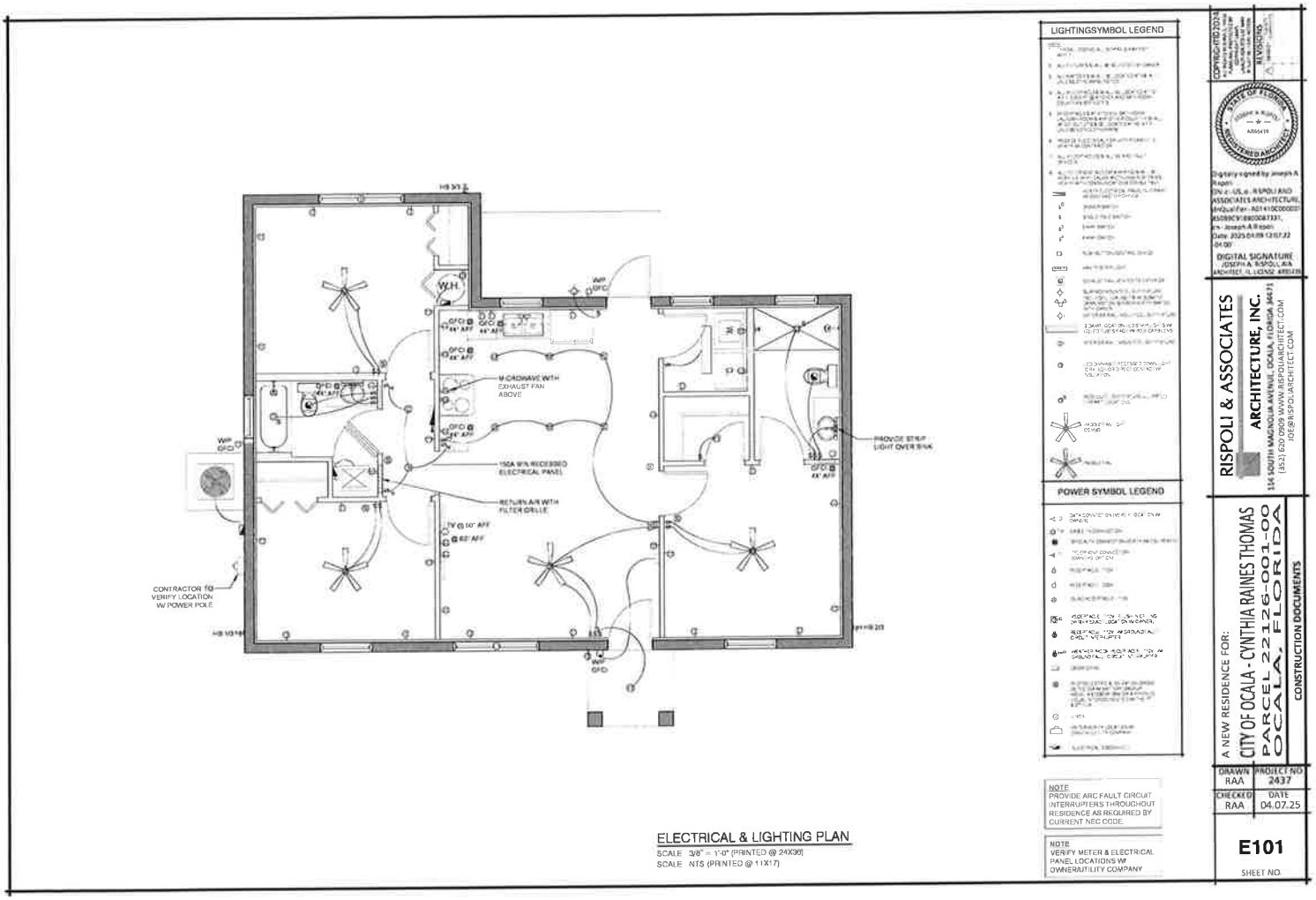
LIGHTINGSYMBOL LEGEND
POWER SYMBOL LEGEND
W.H.
MICROWAVE WITH EXHAUST FAN ABOVE
150A 9PN RECESSED ELECTRICAL PANEL
RETURN AIR WITH FILTER GRILLE
PROVIDE STRIP LIGHT OVER SINK
CONTRACTOR TO VERIFY LOCATION W/ POWER POLE
NOTE
PROVIDE ARC FAULT CIRCUIT INTERRUPTERS THROUGHOUT RESIDENCE AS REQUIRED BY CURRENT NEC CODE.
NOTE
VERIFY METER & ELECTRICAL PANEL LOCATIONS W/ OWNER/UTILITY COMPANY
ELECTRICAL & LIGHTING PLAN
SCALE 3/8" = 1'-0" (PRINTED @ 24X36)
SCALE NTS (PRINTED @ 11X17)
COPYRIGHT © 2024
REVISIONS
DIGITAL SIGNATURE
JOSEPH A. RISPOLI, AIA
ARCHITECT IL LICNS# 4161439
RISPOLI & ASSOCIATES
ARCHITECTURE, INC.
154 SOUTH MAGNOLIA AVENUE, OCALA, FLORIDA 34471
(352) 629-0004 WWW.RISPOLIARCHITECT.COM
JOE@RISPOLIARCHITECT.COM
A NEW RESIDENCE FOR:
CITY OF OCALA - CYNTHIA RAINES THOMAS
PARCEL 22126-001-00
OCALA, FLORIDA
CONSTRUCTION DOCUMENTS
DRAWN RAA
PROJECT NO 2437
CHECKED RAA
DATE 04.07.25
E101
SHEET NO.

SINGLE STORY FAMILY HOME FOR:

CYNTHIA RAINES THOMAS RESIDENCE

PARCEL NUMBER 22126-001-00,
OCALA, FLORIDA

CODE REFERENCE

APPLICABLE CODES
FLORIDA BUILDING CODE 2023 8th EDITION
(BUILDING, PLUMBING, FUEL & GAS, MECHANICAL & ACCESSIBILITY VOLUMES)
NEC 2020 NATIONAL ELECTRICAL CODE
FFPC 2023 8th EDITION
ASCE 7-22 EDITION

OCCUPANCY (FBC CHAPTER 3)
RESIDENTIAL - GROUP R3

TYPE OF CONSTRUCTION (FBC CHAPTER 6) TYPE VB (UNPROTECTED & UNSPRINKLERED)

GENERAL BUILDING LIMITATIONS (FBC TABLE 504.3*, 504.4*, & 506.2*)

	TYPE VB - UNPROTECTED & UNSPRINKLED	
GROUP R3	ALLOWABLE	PROPOSED
MAX HEIGHT	50'-0"	UNDER 30'-0"
MAX STORIES	3	1
MAX AREA	UNLIMITED	5,331 SF (TOTAL AC) 2,834 SF TOTAL NON-AC 1,307 SF TOTAL

FIRE RESISTANCE RATING REQUIREMENTS FOR BUILDING ELEMENTS - TABLE 601

	TYPE VB
PRIMARY STRUCTURE	0
STRUCTURAL FRAME INCLUDING COLUMNS, GIRDERS, TRUSSES	0
BEARING WALLS - EXTERIOR	0
BEARING WALLS - INTERIOR	0
NON BEARING WALLS AND PARTITIONS EXTERIOR	0
NON BEARING WALLS AND PARTITIONS INTERIOR	0
FLOOR CONSTRUCTION INCLUDING SUPPORTING BEAMS AND JOISTS	0
ROOF CONSTRUCTION INCLUDING SUPPORTING BEAMS AND JOISTS	0

BUILDING DATA

A NEW RESIDENCE FOR CHEATARA TAYLOR CONSTRUCTION SHALL CONSIST OF CMU BLOCK WALLS, PRE ENGINEERED WOOD ROOF TRUSSES, WOOD STUDS, COMPLETE MECHANICAL, ELECTRICAL & PLUMBING SHALL BE INSTALLED IN THIS NEW RESIDENCE. BUILDING LOCATION IS 725 SW 3RD ST, OCALA, FLORIDA

PERMIT DOCUMENTS BY OTHERS
1) FINAL ELECTRICAL ENGINEERING DOCUMENTS ARE TO BE PREPARED BY A FLORIDA LICENSED MASTER ELECTRICIAN SUBCONTRACTOR AND SUBMITTED WITH THESE DOCUMENTS FOR PERMITTING. ELECTRICAL SUBCONTRACTOR SHALL CONFIRM LOADS OF EQUIPMENT, FIXTURES, RECEPTACLES, AND APPLIANCES WITH BOTH GENERAL CONTRACTOR AND MECHANICAL SUB CONTRACTOR PRIOR TO CONSTRUCTION

2) THE MECHANICAL CONTRACTOR IS RESPONSIBLE FOR FINAL ENGINEERING DESIGN OF THE MECHANICAL SYSTEMS, GAS PIPING (IF APPLICABLE), ALL MANUALS J, D, & N AS REQUIRED, AND FLORIDA ENERGY CODE COMPLIANCE FORMS. FINAL MECHANICAL ENGINEERING DOCUMENTS AND ENERGY CODE CALCULATIONS ARE TO BE SUBMITTED FOR PERMITTING WITH THESE DOCUMENTS. MECHANICAL CONTRACTOR MUST ALSO TEST AND BALANCE HVAC SYSTEM FOR PROPER OPERATION PRIOR TO OWNER ACCEPTANCE

3) COMPONENT AND CLADDING - GENERAL CONTRACTOR SHALL PROVIDE ALL REQUIRED FLORIDA PRODUCT APPROVAL NUMBERS FOR ALL RELATED - MANUFACTURERS OF DOORS, WINDOWS, AND OTHER (PRODUCT RELATED) CLADDING COMPONENTS. PROVIDE STANDARD SIGN AND SEALED ENGINEERING CERTIFICATION FOR PRODUCT INSTALLATIONS TO MEET IMPOSED AND WIND LOADS NOTED ON THE COVER SHEET

4) GENERAL CONTRACTOR SHALL SUBMIT 2 COPIES MINIMUM OF THE FINAL TRUSS ENGINEERING DOCUMENTS WITH CALCULATIONS AND TRUSS FRAMING PLANS TO THE PERMITTING AUTHORITY. PROVIDE THE ARCHITECT WITH 2 COPIES OF DOCUMENTS FOR THE REVIEW PRIOR TO FABRICATION

5) PLUMBING FIXTURES, FAUCETS, LIGHTING FIXTURES, SHALL BE SELECTED BY OWNER WITHIN CONTRACT ALLOWANCE

STRUCTURAL DESIGN DATA:

WIND DESIGN DATA
BASIC WINDSPEED 140 MPH (FBC SECTION 1609)
WIND IMPORTANCE FACTOR II (RISK CATEGORY FBC TABLE 1604.5)
WIND EXPOSURE B (FBC 1604.5)
APPLICABLE INTERNAL PRESSURE COEFFICIENT 1.00 FOR ENCLOSED STRUCTURES WITH MEAN ROOF HEIGHT OF 30

COMPONENT & CLADDING DESIGN PRESSURE LOADS SUPPLIERS / MANUFACTURERS OF ALL CLADDING AND COMPONENTS (INCLUDING BUT NOT LIMITED TO SIDING, ROOFING, DOORS, WINDOWS, AWNINGS, ETC.) WILL SUBMIT REPORTS & DATA SIGNED AND SEALED BY A LICENSED STRUCTURAL ENGINEER IN THE STATE OF FLORIDA DOCUMENTING COMPLIANCE WITH THIS PROVISION OF THE FLORIDA BUILDING CODE 2023 8th EDITION

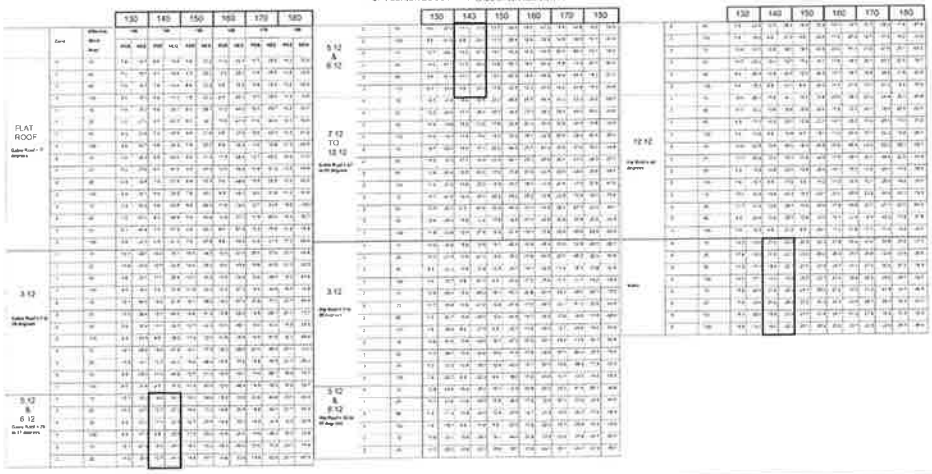

INDEX OF DRAWINGS

GENERAL CONDITIONS
A000 COVER, PROJECT INFORMATION

SITE PLAN
A100 ARCHITECTURAL SITE PLAN

FOUNDATION PLANS
A101 FOUNDATION PLAN

ARCHITECTURAL PLANS
A201 PROPOSED FLOOR PLAN

EXTERIOR ELEVATIONS
A301 EXTERIOR ELEVATIONS

ROOF PLAN
A401 ROOF PLAN

WALL SECTIONS
A501 STANDARD DETAILS

SCHEDULES
A601 WINDOW, DOOR SCHEDULES

ELECTRICAL PLANS
E101 LIGHTING & POWER PLAN

COPYRIGHTED 2023

REVISIONS

STATE OF FLORIDA
JOSEPH A. RISPOLI
AR 95215
REGISTERED ARCHITECT

Digitally signed by Joseph A. Rispoli
DN: c=US, o=RISPOLI AND ASSOCIATES ARCHITECTURE, LLC, cn=Joseph A. Rispoli
Date: 2025.04.09 07:59:37 -04'00'
DIGITAL SIGNATURE
JOSEPH A. RISPOLI, AIA
ARCHITECT, FL LICENSE AR95215

RISPOLI & ASSOCIATES
ARCHITECTURE, INC.
114 SOUTH MAGNOLIA AVENUE, OCALA, FLORIDA 34471
(352) 622-2278 WWW.RISPOLIARCHITECT.COM
JOE@RISPOLIARCHITECT.COM

A NEW RESIDENCE FOR:
CITY OF OCALA - CYNTHIA RAINES THOMAS
PARCEL 22126-001-00
OCALA, FLORIDA
CONSTRUCTION DOCUMENTS

DRAWN	PROJECT NO.
RAA	2437
CHECKED	DATE
RAA	04.07.25

A000
SHEET NO.

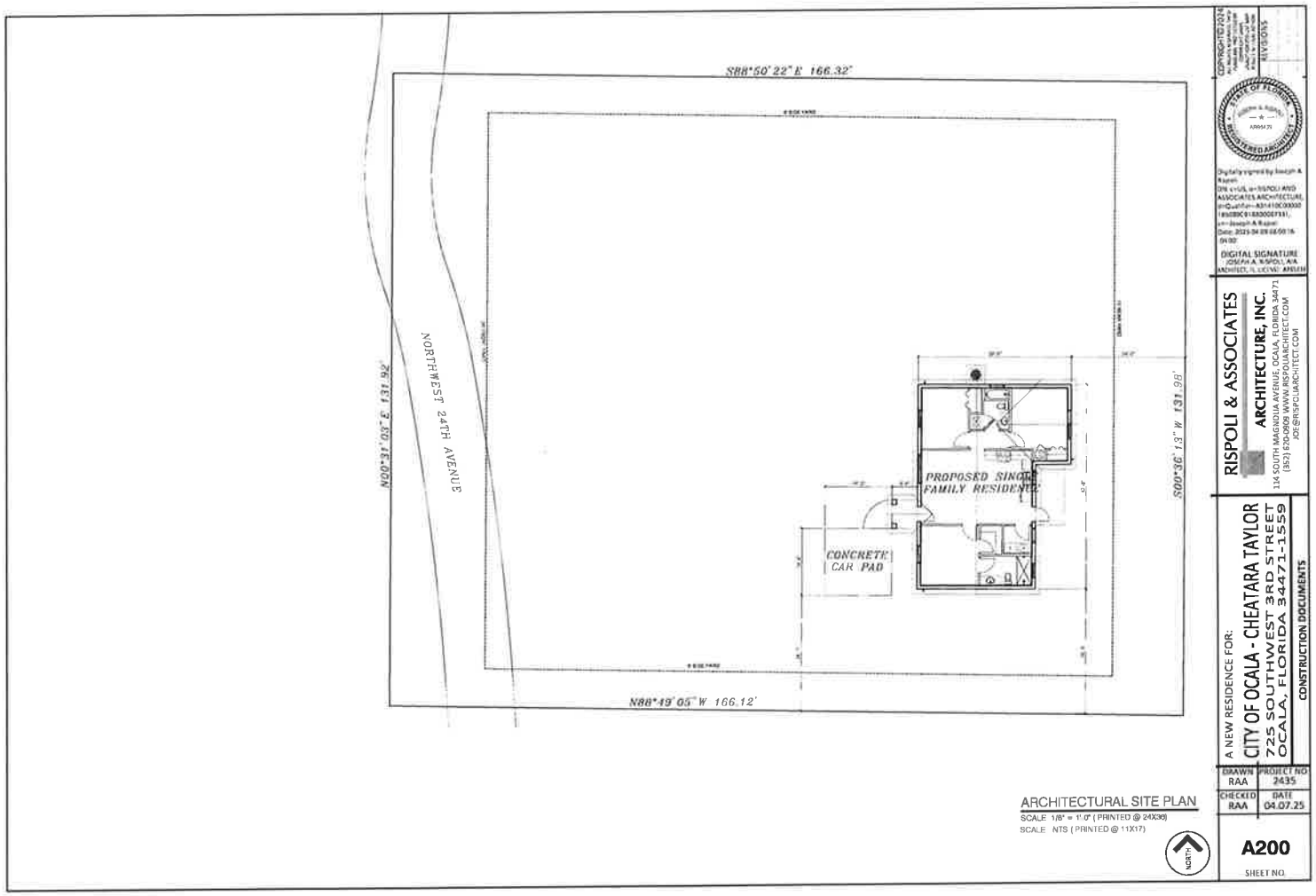
N00°31'03" E 131.92'
S88°50'22" E 166.32'
NORTHWEST 24TH AVENUE
PROPOSED SINGLE FAMILY RESIDENCE
CONCRETE CAR PAD
S00°36'13" W 131.98'
N88°49'05" W 166.12'
ARCHITECTURAL SITE PLAN
SCALE 1/8" = 1'-0" (PRINTED @ 24X36)
SCALE NTS (PRINTED @ 11X17)
NORTH
COPYRIGHT © 2024
REVISIONS
DIGITAL SIGNATURE
RISPOLI & ASSOCIATES
ARCHITECTURE, INC.
114 SOUTH MAGNOLIA AVENUE; OCALA, FLORIDA 34471
(352) 620-0906 WWW.RISPOLIARCHITECT.COM
A NEW RESIDENCE FOR:
CITY OF OCALA - CHEATARA TAYLOR
725 SOUTHWEST 3RD STREET
OCALA, FLORIDA 34471-1559
CONSTRUCTION DOCUMENTS
DRAWN RAA
PROJECT NO. 2435
CHECKED RAA
DATE 04.07.25
A200
SHEET NO.

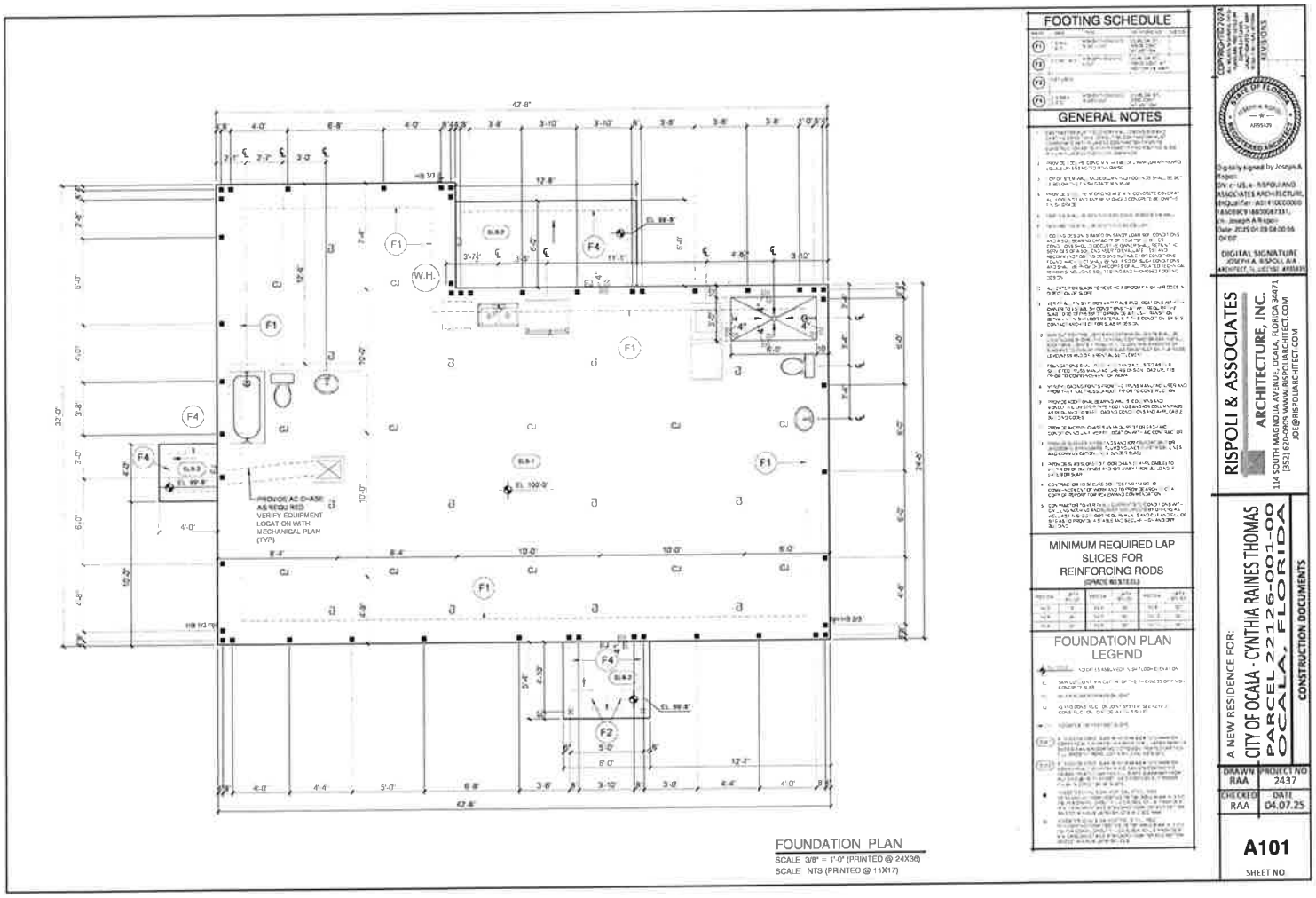
FOOTING SCHEDULE
GENERAL NOTES
MINIMUM REQUIRED LAP SLICES FOR REINFORCING RODS
FOUNDATION PLAN LEGEND
FOUNDATION PLAN
SCALE 3/8" = 1'-0" (PRINTED @ 24X36)
SCALE NTS (PRINTED @ 11X17)
RISPOLI & ASSOCIATES
ARCHITECTURE, INC.
114 SOUTH MAGNOLIA AVENUE, OCALA, FLORIDA 34471
(352) 620-0095 WWW.RISPOLIARCHITECT.COM
JOE@RISPOLIARCHITECT.COM
A NEW RESIDENCE FOR:
CITY OF OCALA - CYNTHIA RAINES THOMAS
PARCEL 22126-001-00
OCALA, FLORIDA
CONSTRUCTION DOCUMENTS
DRAWN RAA
PROJECT NO 2437
CHECKED RAA
DATE 04.07.25
A101
SHEET NO

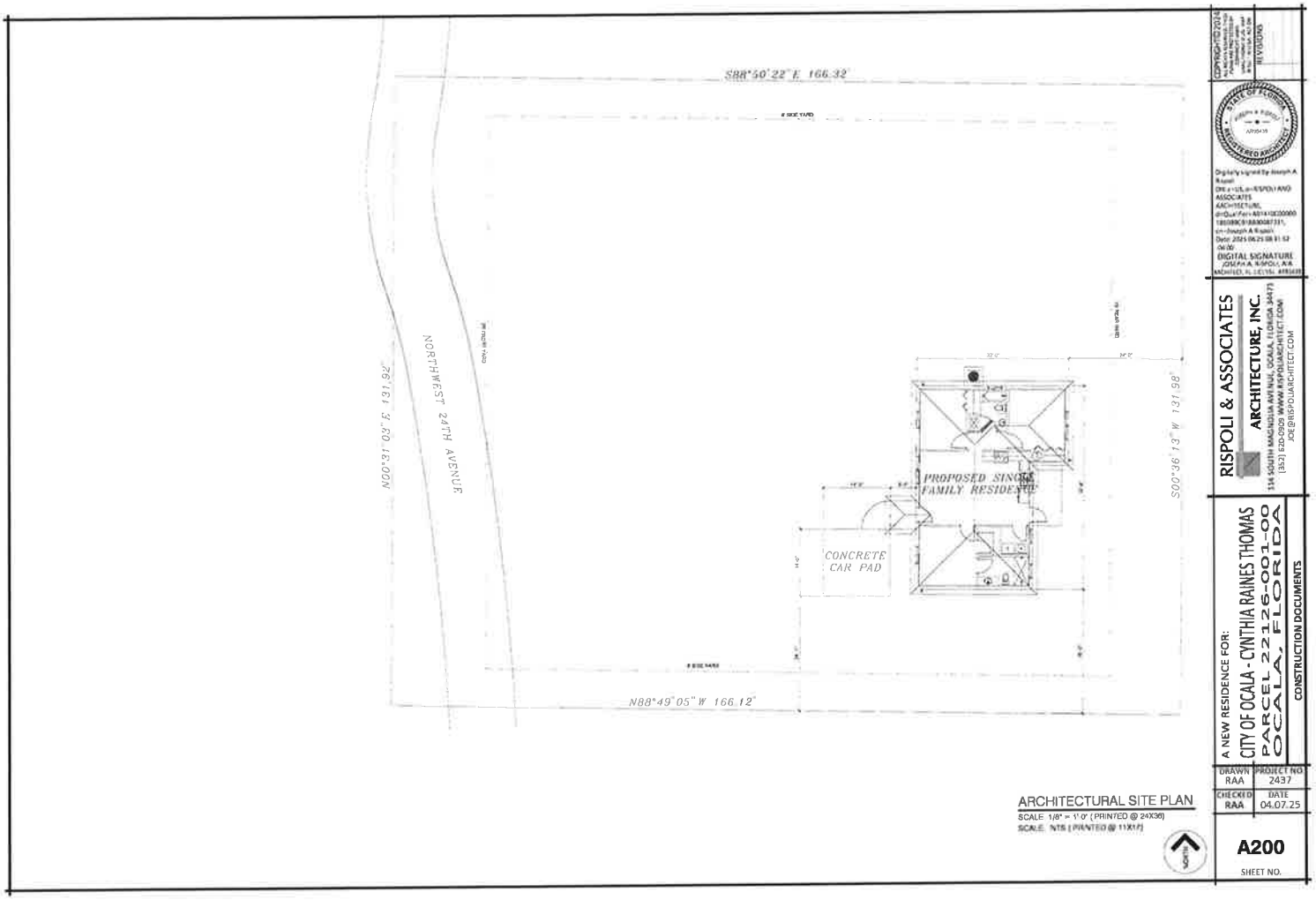
N00°31'03" E 131.92'
NORTHWEST 24TH AVENUE
S88°50'22" E 166.32'
N88°49'05" W 166.12'
S00°36'13" W 131.98'
PROPOSED SINGLE FAMILY RESIDENCE
CONCRETE CAR PAD
ARCHITECTURAL SITE PLAN
SCALE: 1/8" = 1'-0" (PRINTED @ 24X36)
SCALE: NTS (PRINTED @ 11X17)
NORTH
COPYRIGHT © 2014
REVISIONS
STATE OF FLORIDA
REGISTERED ARCHITECT
DIGITAL SIGNATURE
RISPOLI & ASSOCIATES
ARCHITECTURE, INC.
514 SOUTH MAGNOLIA AVE NUE, OCALA, FLORIDA 34473
(352) 620-0905 WWW.RISPOLIARCHITECT.COM
JOE@RISPOLIARCHITECT.COM
A NEW RESIDENCE FOR:
CITY OF OCALA - CYNTHIA RAINES THOMAS
PARCEL 22126-001-00
OCALA, FLORIDA
CONSTRUCTION DOCUMENTS
DRAWN RAA
PROJECT NO. 2437
CHECKED RAA
DATE 04.07.25
A200
SHEET NO.

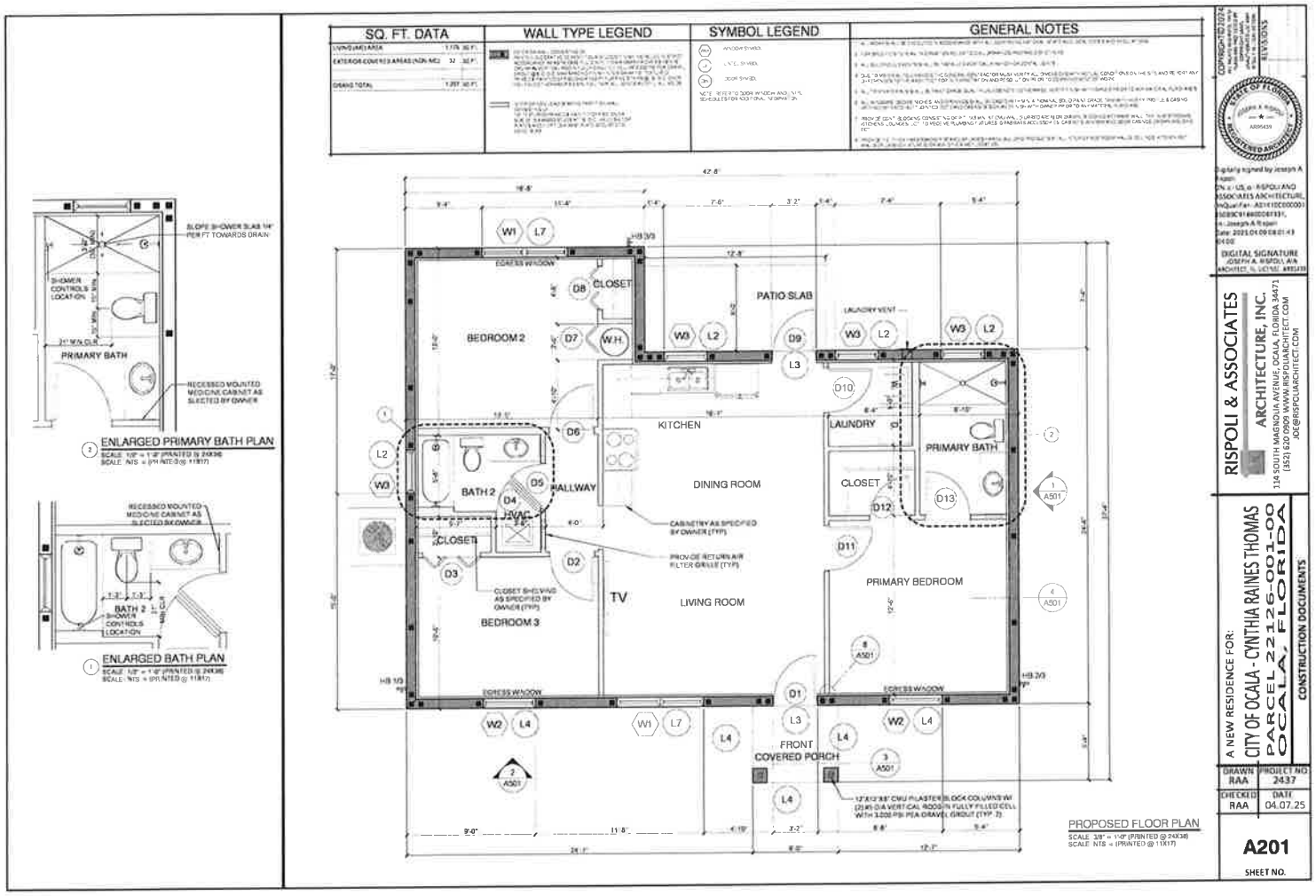
SQ. FT. DATA
WALL TYPE LEGEND
SYMBOL LEGEND
GENERAL NOTES
ENLARGED PRIMARY BATH PLAN
ENLARGED BATH PLAN
PROPOSED FLOOR PLAN
BEDROOM 2
BEDROOM 3
BATH 2
CLOSET
HALLWAY
KITCHEN
DINING ROOM
LIVING ROOM
TV
PATIO SLAB
LAUNDRY
PRIMARY BATH
PRIMARY BEDROOM
FRONT COVERED PORCH
EGRESS WINDOW
RISPOLI & ASSOCIATES
ARCHITECTURE, INC.
A NEW RESIDENCE FOR:
CITY OF OCALA - CYNTHIA RAINES THOMAS
PARCEL 22126-001-00
OCALA, FLORIDA
CONSTRUCTION DOCUMENTS
DRAWN RAA
PROJECT NO 2437
CHECKED RAA
DATE 04.07.25
A201
SHEET NO.